Product Catalog

Leaders in central fabrication for Spinal, Upper & Lower Limb Orthotics and Prosthetics

Spinal Technology, Inc.

Exacting fit & fabrication through the use of advanced technology

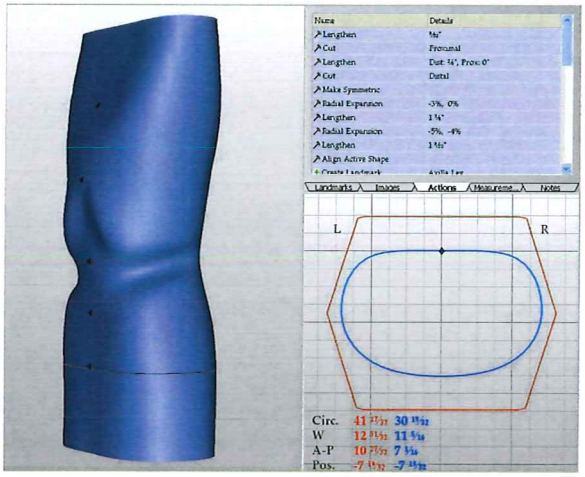

CAD/CAM technology has allowed us to build a vast library of over 6000+ body contours to form a custom made orthosis for your patient.

At Spinal Technology, Inc., we make a major commitment to invest in advanced technology and systems that continually enhance our fabrication capabilities.

- Spinal Technology, Inc., was the first central fabrication facility in the industry to use CAD/CAM for fabricating spinal orthoses.
- We maintain a library of over 6,000 patient molds to speed the fabrication of precise and specific custom contours.
- Advanced casting, measurement, and body scan systems help us meet your most rigorous standards for exact and precise fit.

We continue to advance our expertise combining technology with traditional modification techniques. At Spinal Technology, we are dedicated to providing our practitioner customers with a quality product that fits correctly—no matter what the pathology.

LSO Flex Foam® I

Spinal Indications

- Herniated Disc
- Low Back Pain
- Lumbar Instability
- Compression Fracture
- Spondylolysis
- Spondylolisthesis
- Spinal Stenosis
- Degenerative Disc Disease

The Flex Foam® I anterior opening with tongue is indicated for a number of maladies ranging from spinal stenosis to degenerative disc disease and spondylolisthesis. It is also ideal for trunk support for those patients who are restricted to wheelchair use.

Features

- Patented Flex Foam® design
- Removable external frame allows for easy adjustment
- Lightweight
- Ease of donning and doffing

Opening Designs

Anterior with tongue (pictured)

Anterior overlap

Posterior

Lateral (right or left)

Bivalve Designs:

Smooth Overlap Opening

– Anterior into posterior

– Anterior over posterior

Open with Tongues

Accessories

Sub-Clavicular Extension (Cow Horns)

Sternal Shield available on Flex Foam® I and II with bivalve, lateral, or posterior opening

Flex Foam® I - External Frame

LSO Flex Foam® II & III

Spinal Indications

- Herniated Disc
- Low Back Pain
- Lumbar Instability
- Compression Fracture
- Spondylolysis
- Spinal Stenosis
- Degenerative Disc Disease

Features

Flex Foam® II

The Flex Foam® II design is fabricated with the frame sandwiched between a soft foam inner liner and firm foam outer liner.

The inner frame can be fabricated with any desired plastic type and thickness for desired rigidity.

- Accommodates volume changes
- Lightweight
- The Flex Foam® design works well with both the geriatric and pediatric population
- Increased comfort for wheelchair patients

Flex Foam® III

The Flex Foam® III design, is a soft but firm foam construction (no frame) for less rigid support.

Opening Designs

Lateral–right or left

Anterior with tongue

Anterior overlap

Posterior

Bivalve Designs:

Smooth Overlap Opening

– Anterior into posterior

– Anterior over posterior

Open with Tongues

Accessories

Sternal Shield available on Flex Foam® I and II with Bivalve, lateral, or posterior opening with solid anterior frame

See TLSO page 20 for additional frame designs.

Flex Foam® II – Left Lateral Opening

Flex Foam® II – Internal Frame (frame sandwiched between foam layers)

Flex Foam® III – Laminated Foam (no frame)

TLSO Flex Foam® I Single Opening with Tongue

Spinal Indications

- Cerebral Palsy
- Osteoporosis
- Myelomeningocele
- Scoliotic Deformities
- Muscular Dystrophy
- Cancer Patients

Features

- Patented Flex Foam® design
- Removable external frame allows for easy adjustment
- Lightweight
- The Flex Foam® design works well with both the geriatric and pediatric population
- Increased comfort for patients
- Ease of donning and doffing

Opening Designs

Anterior opening with tongue (pictured)

Posterior

Lateral (right or left)

See **TLSO** page **20** for additional frame designs.

Flex Foam® I — External Frame

TLSO Flex Foam® II & III

Spinal Indications

- Cerebral Palsy
- Scoliotic Deformities
- Osteoporosis
- Muscular Dystrophy
- Myelomeningocele
- Cancer Patients
- Spinal Muscle Atrophy

Features

Flex Foam® II

The Flex Foam® II design is fabricated with the frame sandwiched between a soft foam inner liner and firm foam outer liner.

The inner frame can be fabricated with any desired plastic type and thickness for desired rigidity.

- Frame covered by foam
- Lightweight
- The Flex Foam® design works well with both the geriatric and pediatric population
- Increased comfort for patients

Flex Foam® III

The Flex Foam® III design, is a soft but firm foam construction (no frame) for less rigid support.

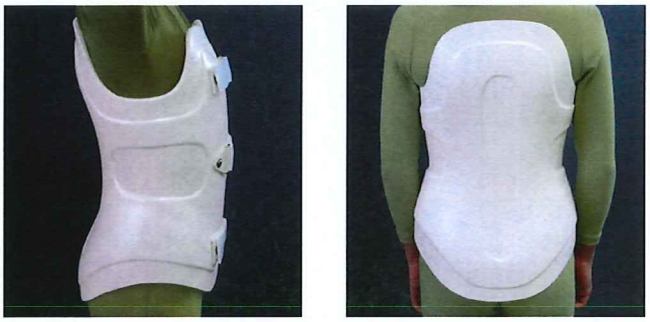

Flex Foam® II — Internal Frame (frame sandwiched between foam layers)

Opening Designs

Anterior with tongue (pictured)

Posterior

Lateral (right or left)

Bivalve Designs:

Smooth Overlap Opening

- Anterior into posterior
- Anterior over posterior

Open with Tongues

See **TLSO** page **20** for additional frame designs.

Flex Foam® III — Laminated Foam (no frame)

Bivalve Flex Foam® I Overlap Opening Options

Flex Foam® Body Brace is the patented orthosis of Spinal Technology, Inc.

Anterior into posterior trim foam

Anterior over posterior trim foam

Anterior into posterior foam overlapping foam

Anterior over posterior foam overlapping foam

Open with tongues

Flex Foam® Frame Design Options

Standard posterior frame cut-out

Standard anterior frame cut-out

Custom trim lines allowing for boney reliefs and access to necessary ports

Small abdominal cut-out allows anterior conversion to LSO

Figure eight design allows posterior conversion to LSO

Lateral frame cut-out with anterior and posterior opening design



Low profile frame trim lines allowing some flexibility along with support



Low profile frame trim lines with more rigid lateral support

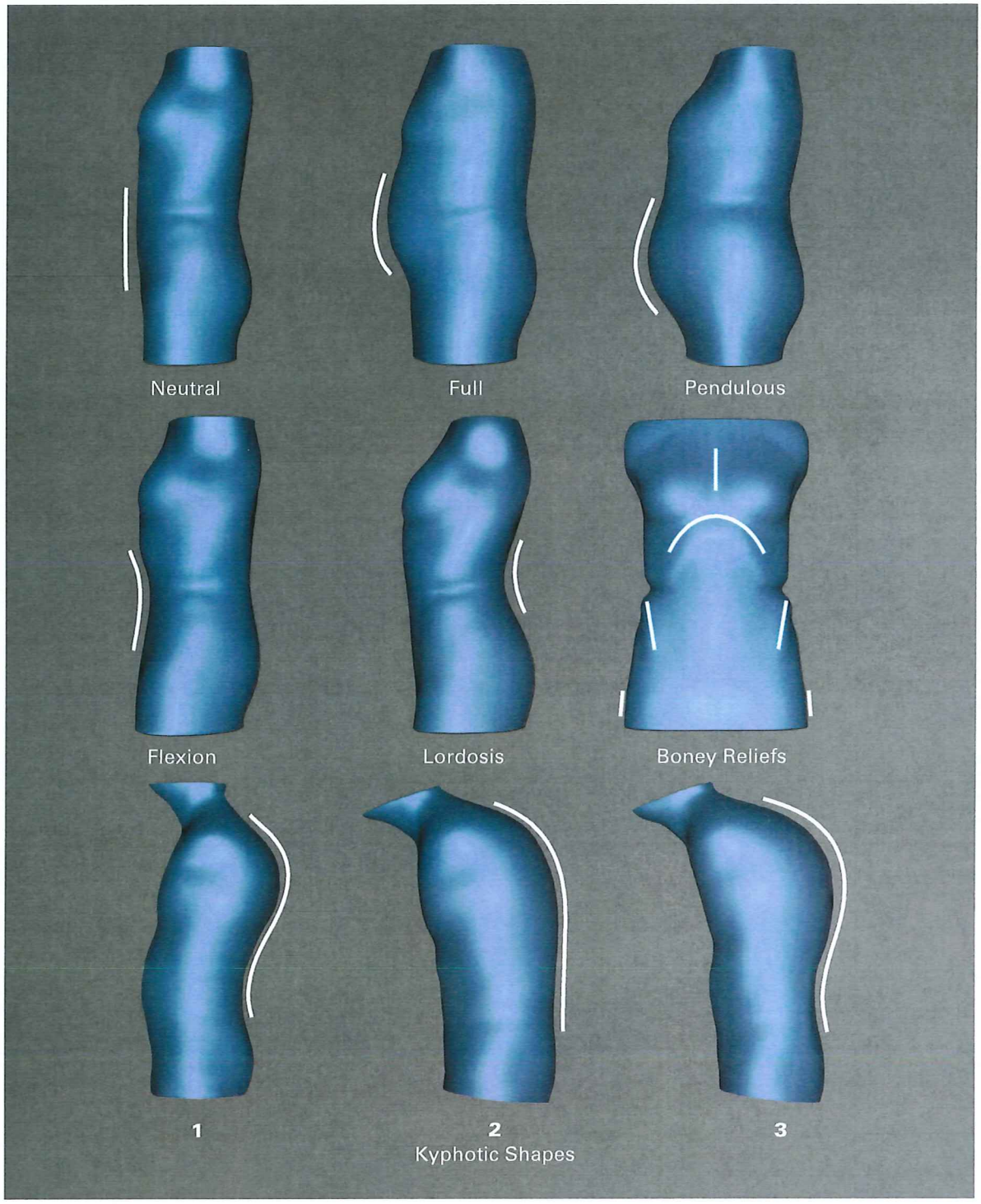

Careful clinical evaluation begins with an observation of patient shape.

Identifying your patient's basic body shape helps Spinal Technology's experienced technicians create the best fitting custom spinal orthosis available.

When you call to place your order, use the above body contours as a guide to describe your patient's shape to our customer service technician.